



Power Control Module

- ✓ Remote Power Reboot
- ✓ 100-120VAC 60Hz 20 AMP
- ✓ 200-240VAC 50Hz 16 AMP
- ✓ RoHS compliant
- ✓ Compatible with ALL CDI SOOB products
- ✓ Both sides of the circuit are switched for USA 200-240VAC

RJ11 control cable included




C19-C20 Cable included for output connection to device

Use the power cable provided with your equipment as power input



Safety Fuse



Part# PCM 16A - 240VAC 16A
 Part# PCM 20A - 120VAC 20A
 Part #'s include C19-C20 output cable

Length=7", Width=5", Height=1.5"


Accessory Cords for PCM16/20A

Input side



C19 to NEMA 5-20P 4 foot


Output side




C20 to NEMA 5-20R 1 foot



C19 to C14 1 foot



C20 to C13 1 foot



C19 to NEMA 6-20 4 foot (200-240VAC)



C20 to 2x-C13 4 foot (redundant power supply)



Typical setup with Nema 5-15 plug
and Dual C13 receptacles
for redundant power supplies
Total of 16 or 20 Amps

